

COMMERCIAL STANDARD PRODUCT RANGE

PAVING

PAVING-STANDARD SIZES

200x200x40 200x200x60
300x200x40 300x200x60
300x200x70 (Road Paver)
300x300x40 300x300x60
400x200x40 400x200x60
400x300x40 400x300x60
400x400x40 400x400x60
490x245x50 490x490x50
600x300x40 600x300x60
600x400x40 600x400x60
600x600x40 600x600x60

TACTILE PAVING-STANDARD SIZES

300x300x40 Tactile Type B (Dot)
300x300x60 Tactile Type B (Dot)
400x400x40 Tactile Type B (Dot)
400x400x60 Tactile Type B (Dot)
400x300x40 Tactile Type B (Dot)
400x300x60 Tactile Type B (Dot)
400x300x40 Tactile Type C (Slot)
400x300x60 Tactile Type C (Slot)

BULLNOSES

SINGLE COLOUR BULLNOSES

400x400x40 Single Bullnose
400x400x60 Single Bullnose
490x490x50 Single Bullnose
400x400x40 Mitre Bullnose
400x400x60 Mitre Bullnose
400x400x40 Radius Bullnose
400x400x60 Radius Bullnose
400x335x40 Double Bullnose
400x400x40 Double Bullnose
400x335x40 Triple Mitre Bullnose
400x400x40 Triple Mitre Bullnose

DUAL COLOUR BULLNOSE

400x400x60 Single Bullnose
600x400x50 Single Bullnose
600x600x50 Single Bullnose

BORDER INLAYS

400x100x40 Quadra
400x100x60 Quadra

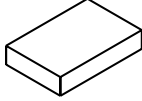
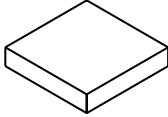
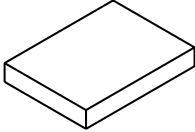
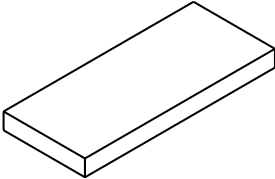
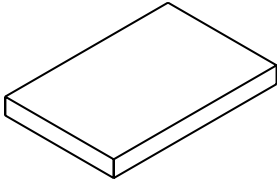
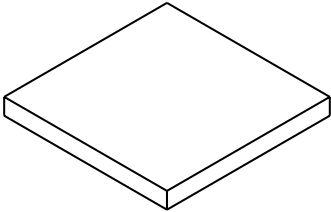
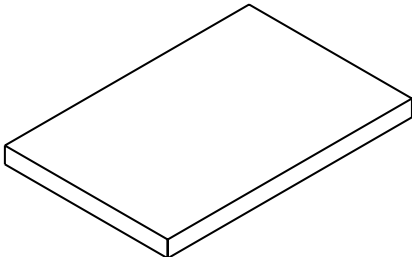
STANDARD COLOUR RANGE

Gunmetal 206
Silvergrey 100
Granite Cream 789
PCC Grey 700
New Amber 209
Topaz 461
Ivory 510
Granite Bronze 748
Ochre 702
Casino Grey 924

STANDARD SURFACE FINISHES

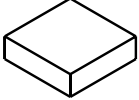
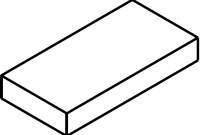
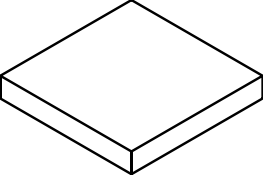
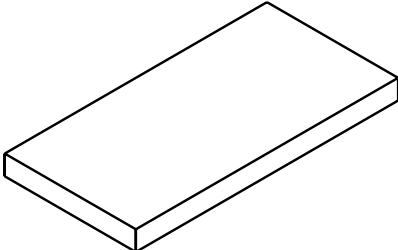
Shotblast
Honed Grit 120
Polished

URBANSTONE COMMERCIAL PAVING RANGE

300 SERIES	SIZE MM	THICKNESS MM	APPROX WEIGHT	FINISH
	300x200	40	5.7 Kg	SHOT BLAST
		60	8.6 Kg	HONED
		70	10.0 Kg	POLISHED
	300x300	40	8.6 Kg	SHOT BLAST
		60	12.9 Kg	HONED POLISHED
	400x300	40	11.5 Kg	SHOT BLAST
		60	17.2 Kg	HONED POLISHED
	600x300	40	17.2 Kg	SHOT BLAST
		60	25.8 Kg	HONED POLISHED
	600x400	40	23.0 Kg	SHOT BLAST
		60	34.5 Kg	HONED POLISHED
	600x600	40	34.4 Kg	SHOT BLAST
		60	51.8 Kg	HONED POLISHED
	900x600	60	77.5 Kg	SHOT BLAST
				HONED POLISHED

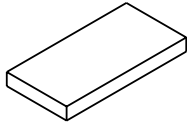
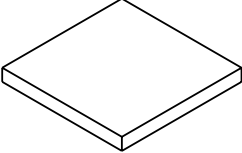
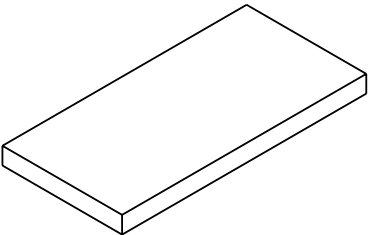
All sizes stated are nominal dimensions only. Refer UrbanStone Commercial Paving Specification.

URBANSTONE COMMERCIAL PAVING RANGE

400 SERIES	SIZE MM	THICKNESS MM	APPROX WEIGHT	FINISH
   	200x200	40 60	3.8 Kg 5.7 Kg	SHOT BLAST HONED POLISHED
	400x200	40 60	7.6 Kg 11.5 Kg	SHOT BLAST HONED POLISHED
	400x400	40 60	15.3 Kg 23.0 Kg	SHOT BLAST HONED POLISHED
	800x400	60 70	46.0 Kg 53.7 Kg	SHOT BLAST HONED POLISHED






All sizes stated are nominal dimensions only. Refer UrbanStone Commercial Paving Specification.

URBANSTONE COMMERCIAL PAVING RANGE

500 SERIES	SIZE MM	THICKNESS MM	APPROX WEIGHT	FINISH
	490x245	40	11.5 Kg	SHOT BLAST
		50	14.4 Kg	HONED
		60	17.2 Kg	POLISHED
	490x490	40	23.0 Kg	SHOT BLAST
		50	28.8 Kg	HONED
		60	34.4 Kg	POLISHED
	1000x500	60	72.0 Kg	SHOT BLAST HONED POLISHED

All sizes stated are nominal dimensions only. Refer UrbanStone Commercial Paving Specification.

URBANSTONE COMMERCIAL SPECIALTY PAVING RANGE

	SIZE MM	THICKNESS MM	APPROX WEIGHT	FINISH
<p>STEP TREAD</p> 	900x400	60	51.8 Kg	<p>SAND BLAST</p> <p>HONED</p> <p>POLISHED</p>
<p>STEP TREAD</p> 	1200x400	60	69.0 Kg	<p>SAND BLAST</p> <p>HONED</p> <p>POLISHED</p>
<p>STEP TREAD</p> 	1800x400	60	103.0 Kg	<p>SAND BLAST</p> <p>HONED</p> <p>POLISHED</p>
<p>GROOVED STEP TREAD</p>  <p>CHAMFER TO NOSING 3x11mm GROOVES @ 15mm SPACING</p>  <p>CROSS SECTION DETAIL</p>	800x400	60	38.4 Kg	<p>SAND BLAST</p> <p>HONED</p> <p>POLISHED</p>

All sizes stated are nominal dimensions only. Refer UrbanStone Commercial Paving Specification.