










RESIDENTIAL PRODUCTS LISTING

PAVING

TEXTURE	COLOUR RANGE	SIZE MM	UNITS PER M2	APPROX. WEIGHT KG	NUMBER PER PALLET
SAWCUT 	Limestone	400x400x40	6.25	15	135
	New Yorker	600x400x40	4.17	23	72
	Donnybrook	600x600x40	2.78	35	40
		400x400x60*	6.25	23	90
REEF 	Limestone	400x400x40	6.25	15	135
	Salmonback				
	Tuscany				
	New Yorker	400x400x60*	6.25	23	90
	Donnybrook				
QUARRY 	Limestone	400x400x40	6.25	15	135
	Salmonback				
	Tuscany				
	New Yorker	400x400x60*	6.25	23	90
	Donnybrook				
VILLAGE  (made to order)	Limestone	400x400x40	6.25	15	135
	Salmonback				
	Tuscany				
	New Yorker	400x400x60*	6.25	23	90
	Donnybrook				
RONDO  (made to order)	Limestone	400x400x40	6.25	15	135
	Salmonback				
	Tuscany				
	New Yorker	400x400x60*	6.25	23	90
	Donnybrook				
SHIFTING SANDS  Shotblast	Spinafex	300x300x40	11.11	8.6	240
	Saltbush				
	Ironbark	300x300x60*	11.11	13.0	160
SHIFTING SANDS  Shot/Honed	Spinafex	300x300x40	11.11	8.6	240
	Saltbush				
	Ironbark				
		300x300x60*	11.11	13.0	160






* Suitable for low volume vehicular traffic on a flexible base. **Minimum order - 25m².

BORDER INLAYS

STYLE	COLOUR RANGE	SIZE MM	SURFACE FINISH	UNITS PER LINEAR METRE	APPROX WEIGHT KG
QUADRA 	Salmonback Tuscany New Yorker Donnybrook Terracotta	400x100x40*	Classic or Polished	2.5	3.8
			Polished also available in Setstone colours.	2.5	5.8
SETSTONE 	Spinafex Saltbush Ironbark Cootamundra	400x100x40*	Polished	2.5	3.8

* Also available in 60mm thickness suitable for low volume vehicular traffic when installed in a flexible application.

BULLNOSES

STYLE	COLOUR RANGE	TEXTURE	SIZE MM	UNITS PER LINEAR METRE	APPROX WEIGHT KG
SINGLE 	Limestone Salmonback Tuscany New Yorker Donnybrook	Reef Quarry *Sawcut	400x400x40	2.5	15
		*Sawcut	600x300x50	1.67	21.6
DOUBLE 	Limestone Salmonback Tuscany New Yorker Donnybrook	Reef Quarry *Sawcut	400x400x40 or 400x335x40	2.5	15
		*Sawcut	400x335x40	2.5	12.8
RADIUS 	Limestone Salmonback Tuscany New Yorker Donnybrook	Reef Quarry *Sawcut	400x400x40	N/A	15
MITRED 	Limestone Salmonback Tuscany New Yorker Donnybrook	Reef Quarry *Sawcut	400x400x40	N/A	15
TRIPLE 	Limestone Salmonback Tuscany New Yorker Donnybrook	Reef Quarry *Sawcut	400x400x40 or 400x335x40	N/A	15 12.8

* Sawcut texture not available in Tuscany or Salmonback colours.

RESIDENTIAL PRODUCTS LISTING

SWIMMING POOL COPINGS




STYLE	COLOUR RANGE	SIZE MM	TEXTURE	UNITS PER LINEAR METRE	APPROX WEIGHT KG
 SLALOM	Limestone	300x300x55	Quarry	3.33	10
	Salmonback Tuscany New Yorker Donnybrook	600x300x55		1.66	20
 SLALOM External	Limestone	300x300x55	Quarry	N/A	10
	Salmonback Tuscany New Yorker Donnybrook				
 SLALOM Internal	Limestone	300x300x55	Quarry	N/A	20
	Salmonback Tuscany New Yorker Donnybrook				
 CLASSIQUE	Limestone	300x300x50	Quarry	3.33	10.8
	Salmonback Tuscany New Yorker Donnybrook	600x300x50		1.66	21.6
 CLASSIQUE External	Limestone	300x300x50	Quarry	N/A	10.8
	Salmonback Tuscany New Yorker Donnybrook				
 CLASSIQUE Internal	Limestone	300x300x50	Quarry	N/A	20
	Salmonback Tuscany New Yorker Donnybrook				
 DUO	Limestone	300x300x50	Quarry	3.33	10.8
	Salmonback Tuscany New Yorker Donnybrook	600x300x50		1.66	21.6
 DUO External	Limestone	300x300x50	Quarry	N/A	10.8
	Salmonback Tuscany New Yorker Donnybrook				
 DUO Internal	Limestone	300x300x50	Quarry	N/A	20
	Salmonback Tuscany New Yorker Donnybrook				

SWIMMING POOL COPINGS (CONTINUED)

STYLE	COLOUR RANGE	SIZE MM	TEXTURE	UNITS PER LINEAR METRE	APPROX WEIGHT KG
DECO TILE*  (Made to order)	Spinafex Saltbush Ironbark Cootamundra	300x270x30	Classic or Sandblast	3.33	7.5
		600x270x30		1.66	15
DECO TILE*  External Radius (Made to order)	Spinafex Saltbush Ironbark Cootamundra	270x270x30	Classic or Sandblast	N/A	7.5
DECO TILE*  Internal Radius (Made to order)	Spinafex Saltbush Ironbark Cootamundra	270x270x30	Classic or Sandblast	N/A	14.8

*Decorative tile used beneath standard bullnoses and pool copings.












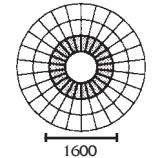
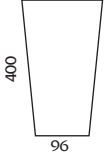

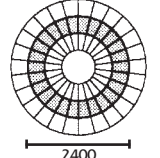
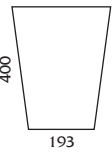

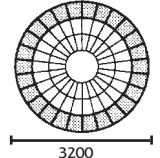
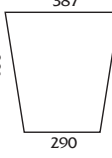
WALL CLADDING

TEXTURE	COLOUR RANGE	SIZE MM	UNITS PER M2	UNITS PER LINEAR METRE	APPROX WEIGHT KG
SAWCUT 	Limestone New Yorker Donnybrook	400x400x20	6.25	N/A	7.7
REEF 	Limestone Salmonback Tuscany New Yorker Donnybrook	400x400x20	6.25	N/A	7.7
QUARRY 	Limestone Salmonback Tuscany New Yorker Donnybrook	400x400x20	6.25	N/A	7.7

The products which are illustrated in this brochure may be the subject of Australian Design Registrations and/or application for design registrations. TM - UrbanStone is a Registered Trademark 664139. Deco Tile Registered Design 140136.

RESIDENTIAL PRODUCTS LISTING





FEATURE IDEAS

STYLE	APPLICATION	COLOUR RANGE	TEXTURE/ FINISH	SIZE MM	FEATURE PANEL SIZE	APPROX WEIGHT KG
 SHIFTING SANDS Shotblast	 16 PIECES PER SET	Spinafex Saltbush Ironbark	Shotblast	300x300x40	1200x1200	8.6
				300x300x60	1200x1200	13.0
 SHIFTING SANDS Shotblast/Honed	 16 PIECES PER SET	Spinafex Saltbush Ironbark	Shot/ Honed	300x300x40	1200x1200	8.6
				300x300x60	1200x1200	13.0
 RONDO QUATRO LUNA*	 16 PIECES PER SET	Limestone Salmonback Tuscany New Yorker Donnybrook	Village	400x400x40	800x800	15
				400x400x60	800x800	23
 RONDO FLORA SET	 5 PIECES PER SET	Limestone Salmonback Tuscany New Yorker Donnybrook	Village	Set 800x800x40	800x800	15
				Set 800x800x60	800x800	23
 SETSTONE PAVER	 16 PIECES PER SET	Spinafex Saltbush Ironbark	Polished	300x300x40	N/A	15
				300x300x60		23
				400x400x40		8.6
				400x400x60		13.0
 ROSETTA D1	 26 PIECES PER SET	Limestone Salmonback Tuscany New Yorker Donnybrook	Reef Quarry **Sawcut	 193 400 96	I.D. 800 O.D. 1600	5.7 (40mm)
				11.5 (60mm)		
 ROSETTA D2	 26 PIECES PER SET	Limestone Salmonback Tuscany New Yorker Donnybrook	Reef Quarry **Sawcut	 290 400 193	I.D. 1600 O.D. 2400	9.6 (40mm)
				11.5 (60mm)		
 ROSETTA D3	 26 PIECES PER SET	Limestone Salmonback Tuscany New Yorker Donnybrook	Reef Quarry **Sawcut	 387 400 290	I.D. 2400 O.D. 3200	13.4 (40mm)
				20 (60mm)		



* Luna available in Village, Reef, Quarry and Sawcut textures.

** Sawcut texture not available in Tuscany or Salmonback colour.

WALL COPINGS

STYLE	COLOUR RANGE	TEXTURE	SIZE MM	UNITS PER LINEAR METRE	APPROX WEIGHT KG
YORK COPING  (single piece)	Limestone Salmonback Tuscany New Yorker Donnybrook	Quarry	600x300x70	1.66	21
YORK END COPING  (single piece)	Limestone Salmonback Tuscany New Yorker Donnybrook	Quarry	700x300x70	1.66	23
GEORGIAN COPING  (two piece set)	Limestone Salmonback Tuscany New Yorker Donnybrook	Quarry	600x300x120	1.66	30
GEORGIAN END COPING  (two piece set)	Limestone Salmonback Tuscany New Yorker Donnybrook	Quarry	700x300x120	1.66	32

PIER CAPS

STYLE	COLOUR RANGE	TEXTURE	SIZE	UNITS PER LINEAR METRE	APPROX WEIGHT KG
YORK SERIES  (single piece)	Limestone Salmonback Tuscany New Yorker Donnybrook	Quarry	300x300x70 410x410x96 560x560x132	N/A	8 20 42
GEORGIAN SERIES  (two piece set)	Limestone Salmonback Tuscany New Yorker Donnybrook	Quarry	300x300x115 430x430x115 580x580x115	N/A	10 26 44

The products which are illustrated in this brochure may be the subject of Australian Design Registrations and/or application for design registrations. TM - UrbanStone is a Registered Trademark 664139.